

# Enforcement Report to the Commission for February 2015 FY15 Year-to-Date Totals

Figure 1: Number of NOV's

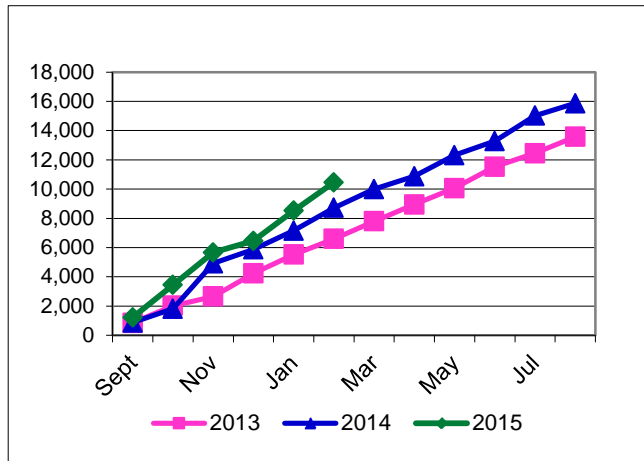


Figure 2: Number of Effective Orders

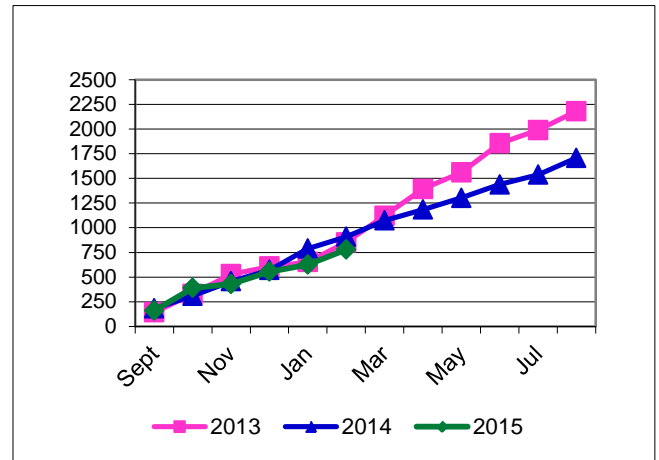


Figure 3: Assessed Penalties

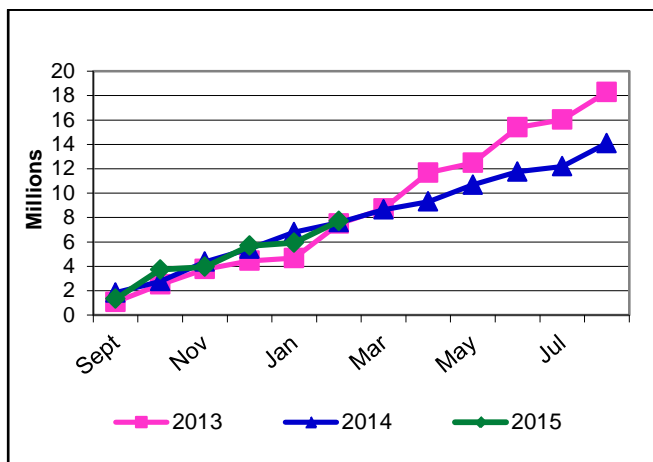


Figure 4: Supplemental Environmental Projects

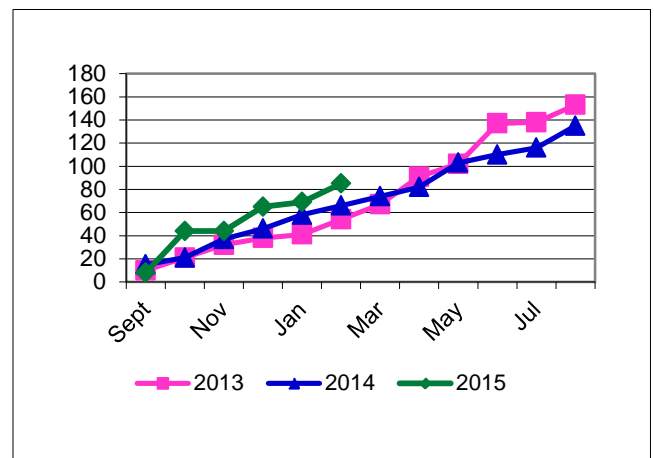


Figure 5: Number of Backlogged Orders

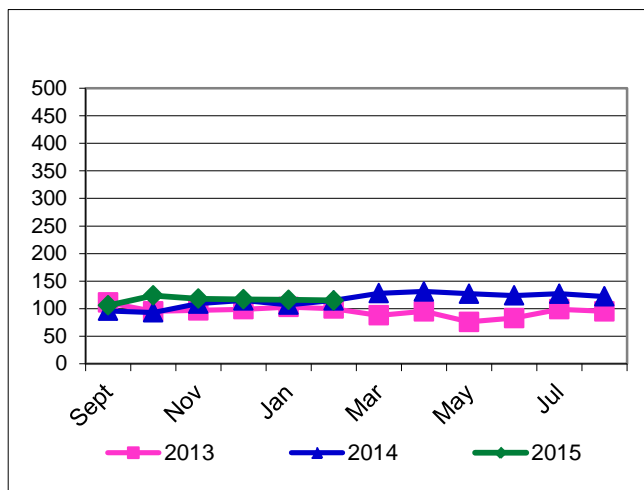


Figure 6: Summary

For fiscal year 2015 through **February**, TCEQ has:

- Issued **10,461** Notices of Violation
- Issued **778** Administrative Orders (see <http://www2.tceq.texas.gov/epic/eenf/>);
- Assessed **\$7,720,483** in administrative penalties; and
- Approved **85** Supplemental Environmental Projects.

Judgments have been received on **25** cases referred by TCEQ to the Attorney General and the AG has **274** TCEQ cases pending. AG actions typically take from 6 months to 5 years from referral to judgment. For a complete list of court orders from TCEQ referrals, go to: <http://www.tceq.state.tx.us/assets/public/compliance/enforcement/penenfac/CourtOrdersIssued.pdf>

**Enforcement Report to the Commission for February 2015  
FY15 Year-to-Date Totals**

**Programs Summary:**

<b>PROGRAMS</b>	<b>Notices of Violation</b>	<b>Effective Orders</b>	<b>Assessed Penalties</b>
AGRICULTURE	22	1	\$4,500
AIR	513	126	\$3,638,750
DAM SAFETY	0	0	\$0
DRY CLEANERS	0	2	\$10,500
INDUSTRIAL & HAZARDOUS WASTE <sup>1</sup>	73	8	\$58,315
MUNICIPAL SOLID WASTE	120	40	\$395,424
OCCUPATIONAL CERTIFICATION	36	12	\$9,775
PETROLEUM STORAGE TANKS	249	197	\$1,519,101
PUBLIC WATER SUPPLY <sup>2</sup>	8,557	190	\$370,409
WATER RIGHTS <b>YTD Complaints = 72</b>	144	21	\$13,913
WATER QUALITY <sup>3</sup>	640	136	\$1,272,629
MULTI-MEDIA	107	45	\$427,167
<b>YTD TOTALS</b>	<b>10,461</b>	<b>778</b>	<b>\$7,720,483</b>
<b>FY14 Total for Year</b>	<b>15,865</b>	<b>1,708</b>	<b>\$14,091,165</b>
<b>FY13 Total for Year</b>	<b>13,581</b>	<b>2,182</b>	<b>\$18,284,805</b>

**Year-to-Date Summary:**

<b>YTD Penalty Summary</b>	
Total Deferred Penalties	\$1,060,707
Total Penalties to SEP	\$1,689,951
Total Payable Penalties	\$4,969,825
<b>YTD Case Status Summary</b>	
Attorney General (AG) Judgments	25
Pending AG Cases	274
Pending TCEQ Cases	1,327
Backlogged Cases	115
Resolved Cases	105
Orders Being Tracked	1,865

<sup>1</sup> Includes radioactive waste and underground injection control cases

<sup>2</sup> Includes Notices of Violation based on self-reported data

<sup>3</sup> Includes Notices of Violation based on self-reported data