

Enforcement Report to the Commission for January 2015 FY15 Year-to-Date Totals

Figure 1: Number of NOV's

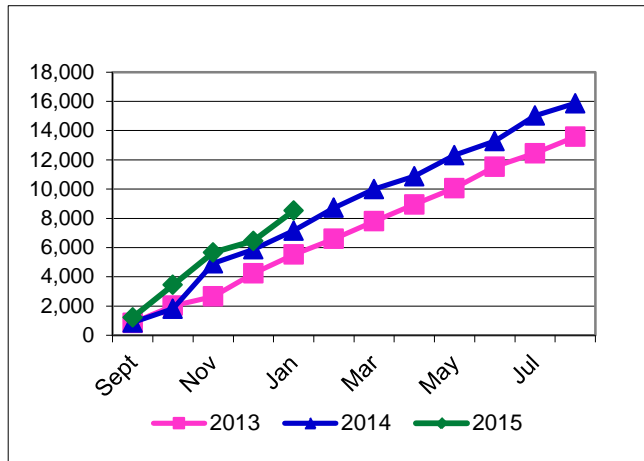


Figure 2: Number of Effective Orders

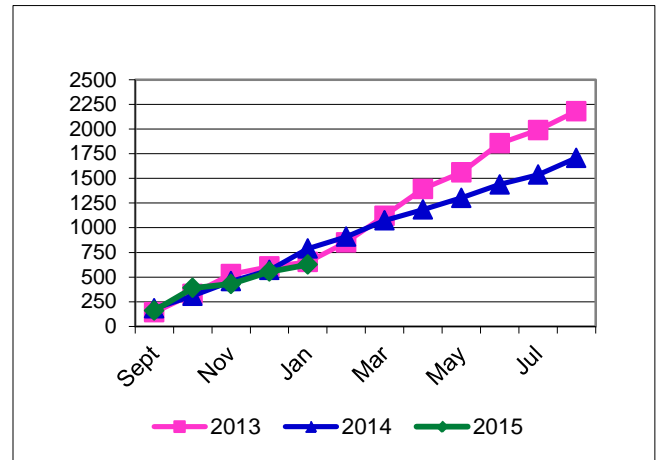


Figure 3: Assessed Penalties

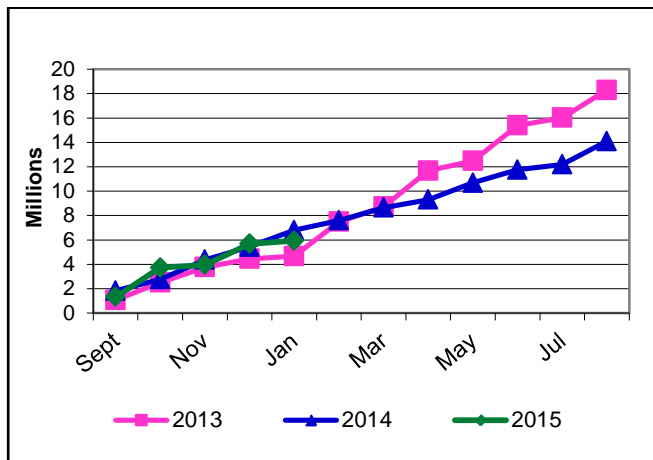


Figure 4: Supplemental Environmental Projects

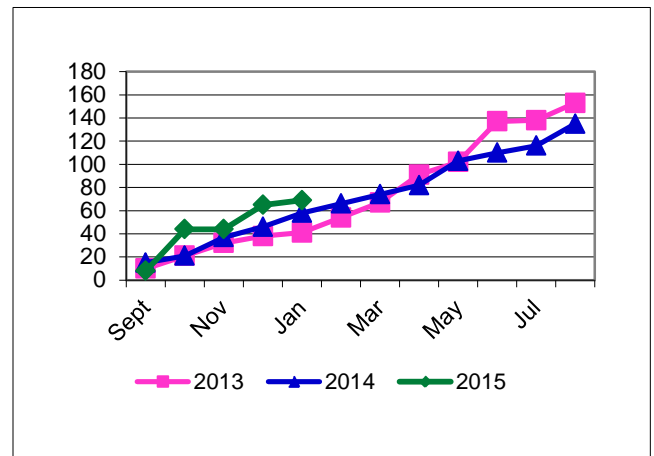


Figure 5: Number of Backlogged Orders

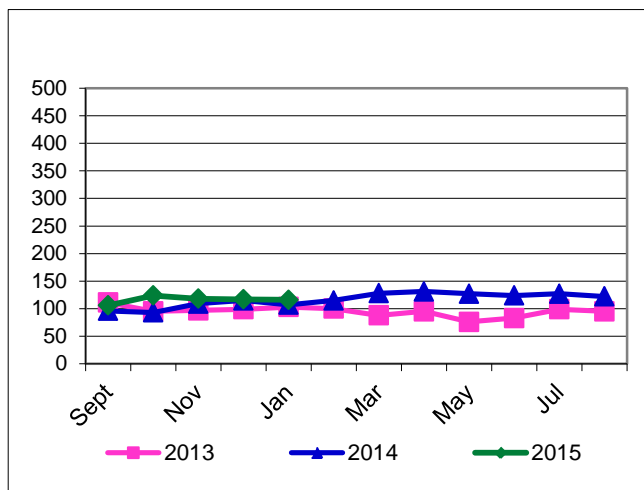


Figure 6: Summary

For fiscal year 2015 through **January**, TCEQ has:

- Issued **8,515** Notices of Violation
- Issued **626** Administrative Orders (see <http://www2.tceq.texas.gov/epic/eenf/>);
- Assessed **\$5,935,826** in administrative penalties; and
- Approved **69** Supplemental Environmental Projects.

Judgments have been received on **20** cases referred by TCEQ to the Attorney General and the AG has **287** TCEQ cases pending. AG actions typically take from 6 months to 5 years from referral to judgment. For a complete list of court orders from TCEQ referrals, go to: <http://www.tceq.state.tx.us/assets/public/compliance/enforcement/penenfac/CourtOrdersIssued.pdf>

**Enforcement Report to the Commission for January 2015
FY15 Year-to-Date Totals**

Programs Summary:

| PROGRAMS | Notices of Violation | Effective Orders | Assessed Penalties |
|--|-----------------------------|-------------------------|---------------------------|
| AGRICULTURE | 17 | 1 | \$4,500 |
| AIR | 396 | 106 | \$2,716,017 |
| DAM SAFETY | 0 | 0 | \$0 |
| DRY CLEANERS | 0 | 2 | \$10,500 |
| INDUSTRIAL & HAZARDOUS WASTE ¹ | 60 | 7 | \$53,065 |
| MUNICIPAL SOLID WASTE | 99 | 32 | \$351,165 |
| OCCUPATIONAL CERTIFICATION | 33 | 10 | \$9,425 |
| PETROLEUM STORAGE TANKS | 197 | 159 | \$1,202,390 |
| PUBLIC WATER SUPPLY ² | 6,977 | 149 | \$290,805 |
| WATER RIGHTS YTD Complaints = 57 | 126 | 19 | \$11,063 |
| WATER QUALITY ³ | 526 | 107 | \$1,006,560 |
| MULTI-MEDIA | 84 | 34 | \$280,336 |
| YTD TOTALS | 8,515 | 626 | \$5,935,826 |
| FY14 Total for Year | 15,865 | 1,708 | \$14,091,165 |
| FY13 Total for Year | 13,581 | 2,182 | \$18,284,805 |

Year-to-Date Summary:

| | |
|---------------------------------|-------------|
| YTD Penalty Summary | |
| Total Deferred Penalties | \$867,688 |
| Total Penalties to SEP | \$1,283,185 |
| Total Payable Penalties | \$3,784,953 |
| YTD Case Status Summary | |
| Attorney General (AG) Judgments | 20 |
| Pending AG Cases | 287 |
| Pending TCEQ Cases | 1,339 |
| Backlogged Cases | 116 |
| Resolved Cases | 81 |
| Orders Being Tracked | 1,884 |

¹ Includes radioactive waste and underground injection control cases

² Includes Notices of Violation based on self-reported data

³ Includes Notices of Violation based on self-reported data